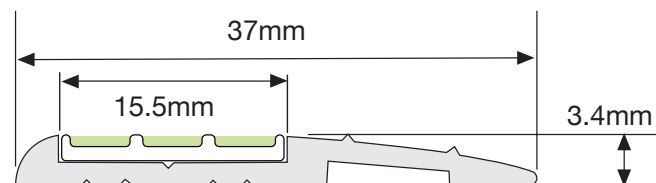



# Product Data Sheet - Path Marker T6-101

2024 V1



The T6-101 Path Marker is designed to ensure visibility of specified building features in escape routes for compliance with NFPA 101 Life Safety Code (NFPA 101) and International Fire Code (IFC), and any performance based building codes. The Path Marker will be effective in all light conditions including during failure of the main lighting.

## COMPLIANCE

Tested to UL 1994 specifications to meet the requirements of NFPA 101 and IFC. This product has also been independently tested for use in Performance Solutions to meet the performance requirements of any performance based building codes.

The Path Marker is suitable for use indoors and outdoors.

**Operating Temperature Range:** -10°C to +40°C\*

\*For controlled environment (constant temperature) rooms below 0°C contact Ecoglo.

**UV Resistance** - Loss of luminance after 1000 hrs ASTM G-155 Cycle 1 exposure: <10%

**Salt Spray Resistance** – ASTM B117: Pass

**Washability** – ASTM D4828: Pass


**Rate of Burning** – ASTM D635: Pass

**Surface Flammability** - ASTM E162: Pass

**Toxicity** - Bombardier Toxic Gas Generation Test SMP800-C: Pass

**Radioactivity** - ASTM D3648: Pass

**High Temperature Curing:** Pass



## SUPPLY

The product is available in 1 metre lengths.

## COMPOSITION

The Path Marker profile consists of 6060T5 aluminium extrusion, anodized (silver colour) to 12 microns thickness. Ecoglo G3-001 is adhesively fixed into the extrusion. The high visibility G3-001 is manufactured from extruded 60605T aluminium section. Custom made photoluminescent pigments are embedded in thermoset polyester carriers to integrally bond the active ingredients into the aluminium following curing at high temperature. The photoluminescent area is also recessed into protective channels.



## INSTALLATION

Designed to fit adjacent to a wall or edging, the T6-101 Path Marker can be used on a range of substrates including concrete, timber, tiles and vinyl. Installation needs to be carried out strictly in accordance with the Ecoglo installation instructions.

Consult Installation Instructions on website for full details and surface preparation.

Fixers (screws) can be used if adhesion is difficult.

*(See order codes below for the product that best suits).*

**T6-101-1000** For polyurethane adhesive fixing

**T6-101P-1000** Punched for screw fixing

## Contact

### Ecoglo Customer Service

Email: [InfoPHL@ecoglo.com](mailto:InfoPHL@ecoglo.com)

Customer Service Cell: +63 917 545 0090 (call / text / whatsapp / viber)

Operations & Administration Landline: +63 2 8802 4760

Website: [www.ecoglo.ph](http://www.ecoglo.ph)